

# Paul Taylor

## Workshop Options & Materials List

- www.paultaylor.ws - email:pauldidj@juno.com  
- P.O. Box 1427 Laramie, WY 82073 - 307.721.8853

### 1 DIDJERIDOO:

*1 1/2 hours plus follow-up decoration*

**Recommended: Grades 3 and up, class of 25**

**Beginners:** 40" x 1" diameter PVC Schedule 40  
(thick pipe)

**Advanced:** 48" x 1 1/4" diameter PVC Schedule 40  
(thick pipe)

**Course 40/60/100 Sandpaper:** 3" square of each per student

**Metal Files:** (I supply 20)

**Beeswax:** Only for advanced pipe

**Acrylic Basecoat:** Preferably earth red/brown (red oxide)  
colour (I can usually supply this)

**Various Acrylic Colors:** Traditional colors are black, white, red oxide,  
and yellow oxide

**Brushes:** For base coating and fine work

**Paper towels, paint shirts, newspaper** (to cover tables)

**Access to water sink, Water containers**

**Straws:** 1 per student

**Disposable Cups:** 1 per student

### 2 BOOMERANG:

*45 minutes - 1 hour*

**Recommended: Grade 2 and up, class of 25**

**Posterboard:** Tag #150, 10"x10" squares, 1 per student  
(see master copy)

**Scissors**

**Pencils**

**Crayons/Markers**

Ideally suited for gymnasium. If weather permits, I also use an outside area - an open field, clear of obstacles, people and animals.

### 3 BULLROARERS:

*Aboriginal and Native American musical/ceremonial instrument. 45 minutes - 1 hour*

**Recommended: Grade 3 and up, class of 25**

**Lath or stripping wood:** 1.5" x .25", cut into 8" lengths, 1 per student.

**Power drill**

**Cotton twine or wrapping twine:** 6 feet per student

**Watercolors, brushes, paint shirt, water containers, newspaper** (to cover tables)

*Preferably held in art room for decoration, then move outside or in gym.*

### 4 SLIDE SHOW:

*1 hour*

**Recommended Large group 100-150, all grades.**

**Slide projector & screen**

A presentation of 10,000 year old Aboriginal rock, painting from the "Land of The Lightning Brothers" with permission of custodian Bill Harney.

### 5 AUSSIE GAMES:

*45 minutes*

**Recommended: Kindergarten and up. Maximum class size 40-50**

**Cricket for grades 2 and up**

Various games can be coordinated with the help of PE instructor and equipment.

### 6 LAGERPHONE/RHYTHM STICK:

*1 1/2 hours plus follow-up decoration*

**Recommended: Grades 4 and up, class of 25**

**Walking sticks:** 4 foot length, broom handle, branch or dowel

**Beater stick:** 1 foot length, branch etc.

**Bottle Caps:** Minimum of 20 per student (preferably 30-40)

**Flat-head Nails:** 2" common or finishing nails, approximately 20 per students

**Hammers:** 1 between 2 students

**Wood Blocks:** Ideally 2 per student for hammering

**Optional follow-up:** Leather, rubber scraps for hand grips and base, paints, beads, feathers, and cross pieces.

*Bottle caps can be collected from local bars, home brew shops or ordered from Crown Cork and Seal Company, Inc. 400 North Walnut Street, Crawfordsville, IN 47933*

### 7 FOLK DANCING:

*45 minutes*

**Recommended: Kindergarten and up. Maximum class size 25**

**K-2 "Kangaroo Hop", 3-4 "Heel & Toe Polka",**

**5- Up "Zorba"**

**Aussie Celtic folk dancing** akin to U.S. square dancing

**Gymnasium**

**Sound system for cassette music**

### 8 CREATING A STORY:

*45 minutes - 1 hour*

**Class group, All grades**

Recommend each class to select Australian totem from these groups mammals/birds/frogs & reptiles/insects and spiders/marine life.

Each grade level may wish to concentrate on one group, each class than chooses a different individual totem. Class then researches the science of that totem. We will create a group story. Older grades can then concentrate on individual story.

### 9 PERFORMING A STORY:

Classes can read stories, also share with other classes. A storytelling group can be formed to perform throughout school. Each class can act out a story using song, dance or acting.

### 10 PAINING A STORY/MURAL/TOTEM:

**Sign cloth or Large cardboard**

**Acrylic paints & brushes**

**Painting forms the backdrop for performances.**

### 11 ATLATL/WOOMERA:

**Recommended: All grades; class of 25**

**Open field**

Demonstration of ancient Aboriginal/Native American spear-throwing. Can be part of boomerang workshop.

### 12 CLAP STICKS:


*45 - 1 hour*

**Recommended: K-2, class of 25**

**Dowels:** 3/4" diameter. x 10" length, 2 per student

**Water colors and Makers, Brushes, Paper towels, Paint shirts**

**Making & playing rhythm/clap/click/sticks or clave's.**



**Paul Taylor**

- www.paultaylor.ws - email: pauldidj@juno.com  
- P.O. Box 1427 Laramie, WY 82073 - 307.721.8853

## Resources Recommended in Preparation for Residencies/Performances

---

### GENERAL

- Australia's Aborigines - National Geographic Video - Highly recommended.
- Wonders Down Under - National Geographic Video - Animals

### SCIENCE

- Amazing Facts About series - Birds, Mammals, Marine Life, Frogs & Reptiles, Insects & Spiders  
*Totems can be selected from these.*

### ABORIGINAL ART & STORIES

- "Dreamtime" by Oodgeroo: Stories & Art
- "Desert Dreaming" by Deidre Stokes - Art
- "Aboriginal Stories" compiled by Pamela Lofts, K-3

### CURRICULUM

- "OZ for Kids" - An integrated curriculum on Australia for the elementary classroom


### MUSIC

- "Please Don't Call Me A Koala Bear" and other songs about Australia's unique animals. Don Spencer  
Also see enclosed music sheets

### WEB SITES

- More Australian Information, Web sites - See enclosed list.

*All resources available from "Roots & Wings" 1-800-833-1787 for catalogue and orders.*



Paul Taylor

- www.paultaylor.ws - email:pauldidj@juno.com  
- P.O. Box 1427 Laramie, WY 82073 - 307.721.8853

## Didjeridoo Workshop

- 1** Cut 40 inch lengths of PVC pipe schedule 40/1" diameter for starters. These generally come in 10 ft. lengths, so 2 cuts will give 3 pipes. Available from any hardware store.
- 2** With metal file or coarse 40 sandpaper, smooth and shape the mouthpiece. Choose one end to work on. Make sure this is well rounded and free of sharp edges. Finish with a finer sandpaper. 60/100
- 3** Exercise:
  - Buzz your lips loosely into one end to create the basic drone.
  - Push your tongue forward to create the high end of the note.
  - Push with your diaphragm to pulse the sound and experiment with rhythm.
  - Focus on shaping your month while buzzing to produce vowel sounds.
  - Throw your voice in while creating the basic drone to mimic animal sounds. e.g. growl like a bear, bark like a dog howls like a dingo, koo ka for a kookaburra sound.
- 4** Circular Breathing: This technique allows you to keep the sound continuous.
  - Puff your cheeks up while doing basic drone to create back pressure.
  - Think of your cheeks as a balloon or reservoir of air.
  - Squeeze your checks instantaneously and or give a short pump of extra air into your cheeks or balloon.
  - At the same instant then take a snatch breath through your nose.
  - Maintain basic drone through this.

Practice this technique with straw and glass of water. Blow bubbles and try circular breathing, keeping the bubbles going. Practice cheek squeezing by filling up your mouth with water then spitting out using your cheek muscles as a pump. Feel the cheek muscles working. Circular breathing can be applied to any blowing instrument-flute, trumpet, trombone, saxophone, bassoon, tuba, etc.
- 5** Cut different lengths of pipe for different notes, for example:
  - E is approximately 40".
  - D is approximately 3 ft. 11".
  - C is approximately 4 ft. 6".

Create your own didjeridoo orchestra. The longer the length the deeper the note. Start smaller lengths then go to longer lengths as your lip develops.
- 6** Try using 1 1/4" diameter or 1 1/2" diameter pipe. These will give you greater volume and resonance. Adjust mouth-piece for these using beeswax. Purchase a block from craft stores, soften it and mould mouthpiece with your fingers in the shape of an oval or ellipse to follow the contour of your mouth.
- 7** Slide Didjeridoo or Doo Bone: Place one length of schedule 40/1" diameter pipe inside 1 1/4". These fit perfectly to allow you to slide the pipes and change the note like a trombone.
- 8** Decorate your personal didjeridoo using acrylic paints. Sand outside of pipe thoroughly using coarse 40 sandpaper and apply basecoat. Follow up with various colors. Traditional colors are red oxide (usually basecoat), yellow oxide, black and white. When complete, varnish to protect artwork.
- 9** Material Costs: Allow \$3/student to be safe. However creative planning can cut this down significantly.

# PAPER CUT-OUT BOOMERANG

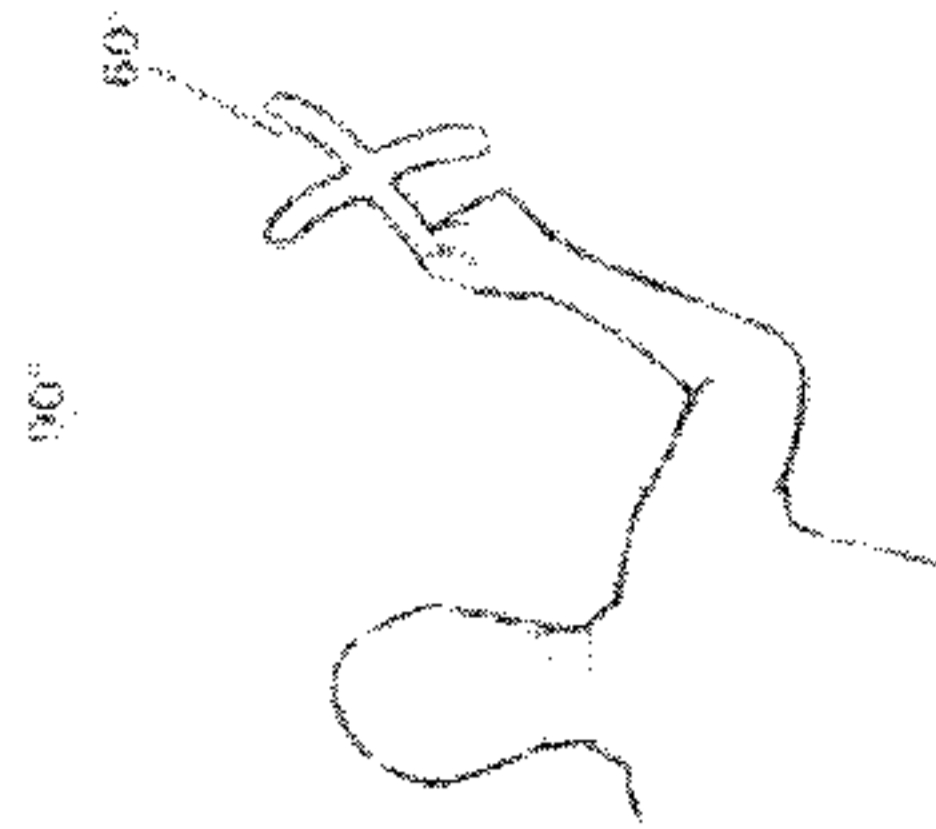


## INSTRUCTIONS

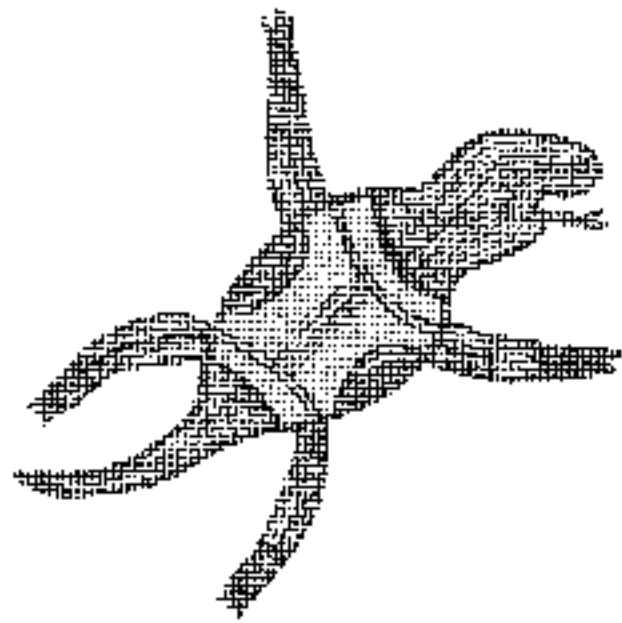
1. Cut out boomerang.
2. Slightly bend each arm of boomerang upward so that when placed face-up on a flat surface the arms remain at 1/8" off that surface.



3. Now you're ready to throw. Tilt your arm at about 60°, holding boomerang so that it curves toward you as shown.



4. Holding the 60° positioning, now throw. Make throwing a dart, not allowing the palm of your hand to turn up as you bring your hand down. Position your throw straight in front of you.



# Paul Taylor

- www.paultaylor.ws - email:pauldidj@juno.com  
- P.O. Box 1427 Laramie, WY 82073 - 307.721.8853

## The Lagerphone

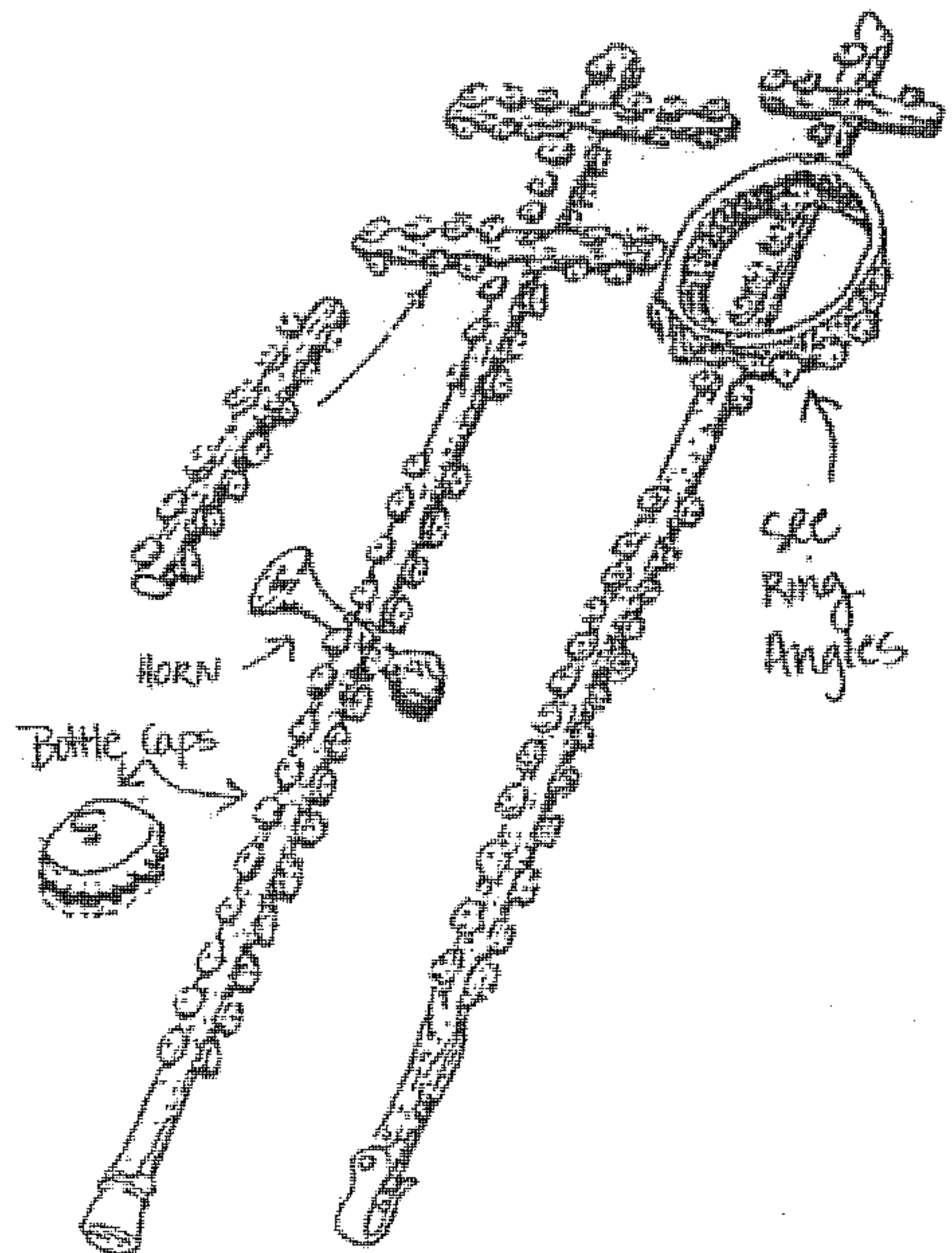
The lagerphone is a traditional part of Australian and American folk music. Basically it is a broom handle or branch with beer bottle caps nailed to it; hence the name lagerphone. Each lagerphone should be a unique instrument. This basic design can be modified in many ways. You could use a flat board nailed to the staff or a ring cut from a cardboard tube. Bells, ring pulls (just the ring), bicycle bells and horns, and many other types of noise makers could be added to this design.


### Materials:

- A broom handle or dowel 1500mm (5'-6') long or a tree wood branch of the same length.
- Two or more cross pieces made from 25mm (1") dowel or tree wood branches, about 200-400mm (8-16") long.
- Numerous (e.g. 100+) crown seal bottle caps.
- Half of numerous (e.g. 50+) flat headed 30mm nails.
- A scrap of leather or a rubber crutch tip to go on the base of the main shaft particularly when it is to be used on floors.

### Assembly:

- 1** Design your instrument/lagerphone, lay out the main shaft, and cross pieces, other shapes (such as a ring), bicycle bells, etc.
- 2** Cut the pieces to length and round-off the ends with sand paper. With tree wood, remove the bark and allow to dry for a week or more. Then round-off the stumps of any old limbs with surform or rasp. Smooth the branches with sand paper.
- 3** Flatten the bottle caps, remove liners, and punch a hole in the center.
- 4** Position the bottle caps on the main shaft and cross pieces. Nail them to the dowel or branches in pairs. You may have to drill 1mm pilot holes in very hard wood or branches. Otherwise it will split, particularly if you are nailing them in a straight line.
- 5** Put a notch in the center of the cross pieces and drill a hole for a nail or screw.
- 6** Glue and screw or nail the cross pieces to the main shaft.
- 7** Put the rubber crutch tip or a scrap of leather around the base of the main shaft.





# Paul Taylor

- www.paultaylor.ws - email:pauldidj@juno.com  
- P.O. Box 1427 Laramie, WY 82073 - 307.721.8853

## Murrumbidgee Rattler

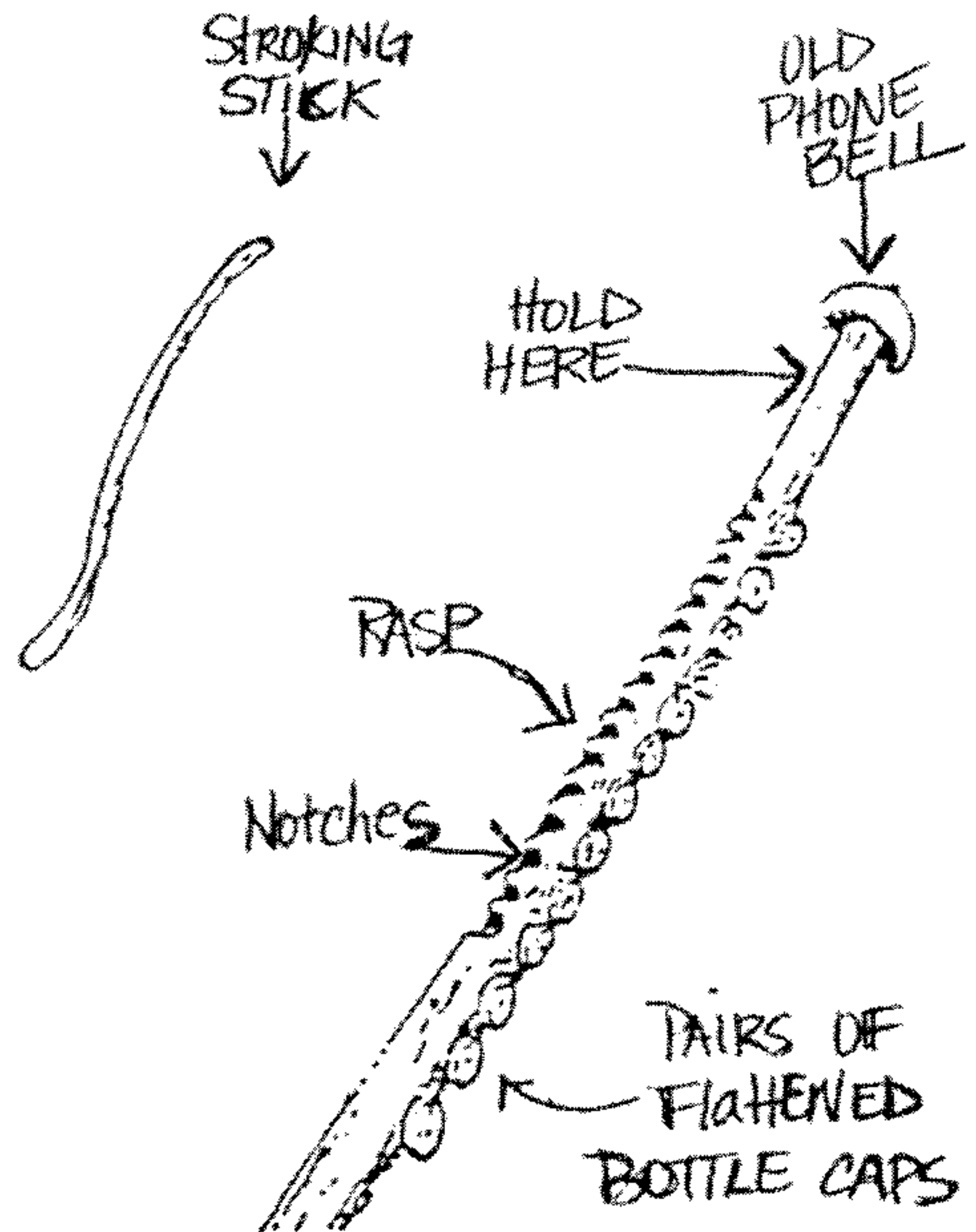
This instrument is a variation on a rasp and lagerphone. Generally, it uses a shorter stick and fewer bottle caps. A rasp is cut in the back of the stick. A second dowel rod is used to stroke the rasp and beat the stick. It can also be bounced on the floor.


### Materials:

- A 25mm dowel or tree wood branch, 1100-1400mm (5') long.
- A 15mm dowel or branch about 450mm (18") long.
- About 25-100 bottle caps and half as many nails.

### Assembly:

- 1 Cut and smooth the dowel or tree wood branch as above. Leave about 150mm (6") at the top as a handle. Mark and cut 12 to 20 "V" shaped notches in a line down the front of the rattler.
- 2 Flatten and remove liners from crown seal bottle caps. Punch a hole in the center of each one as above.
- 3 Position the bottle caps and nail to sides and back of the rattler. You may drill 1mm pilot holes for the nails to prevent the wood from splitting. You may nail an old phone bell or tin cap to the top of the stick.
- 4 Cut and round-off the ends of the 15mm dowel or tree wood branch.





# Paul Taylor


- www.paultaylor.ws - email:pauldidj@juno.com  
- P.O. Box 1427 Laramie, WY 82073 - 307.721.8853

## Aboriginal Desert Art Symbols

These are some of the traditional symbols used in desert art. They have many different interpretations: only a few of their meanings are given.



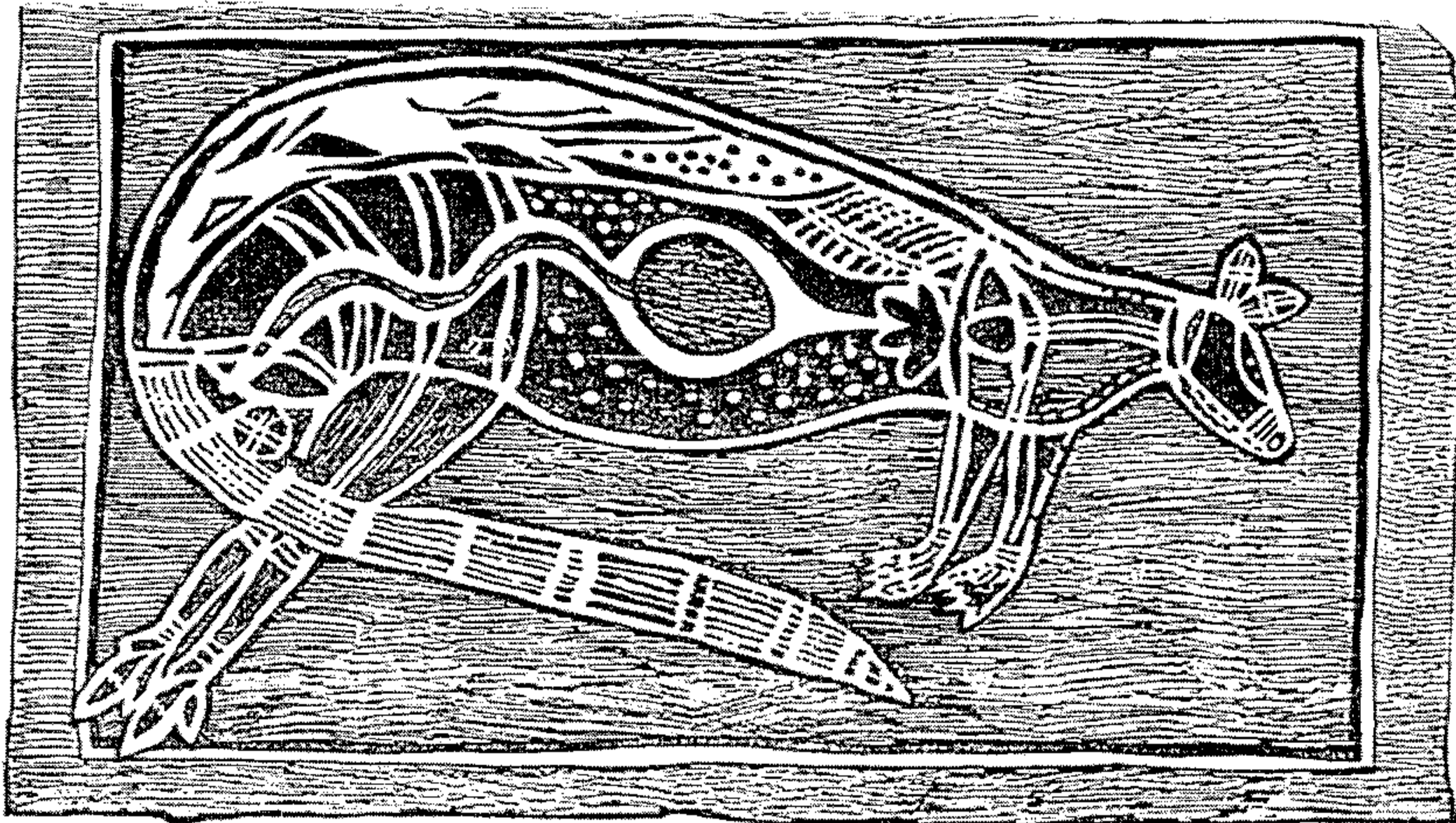
Taken from Desert Dreamings by Deirdre Stokes.  
Published by Rigby Heinemann 1993,  
ISBN 0 7312 1732 2



# Paul Taylor


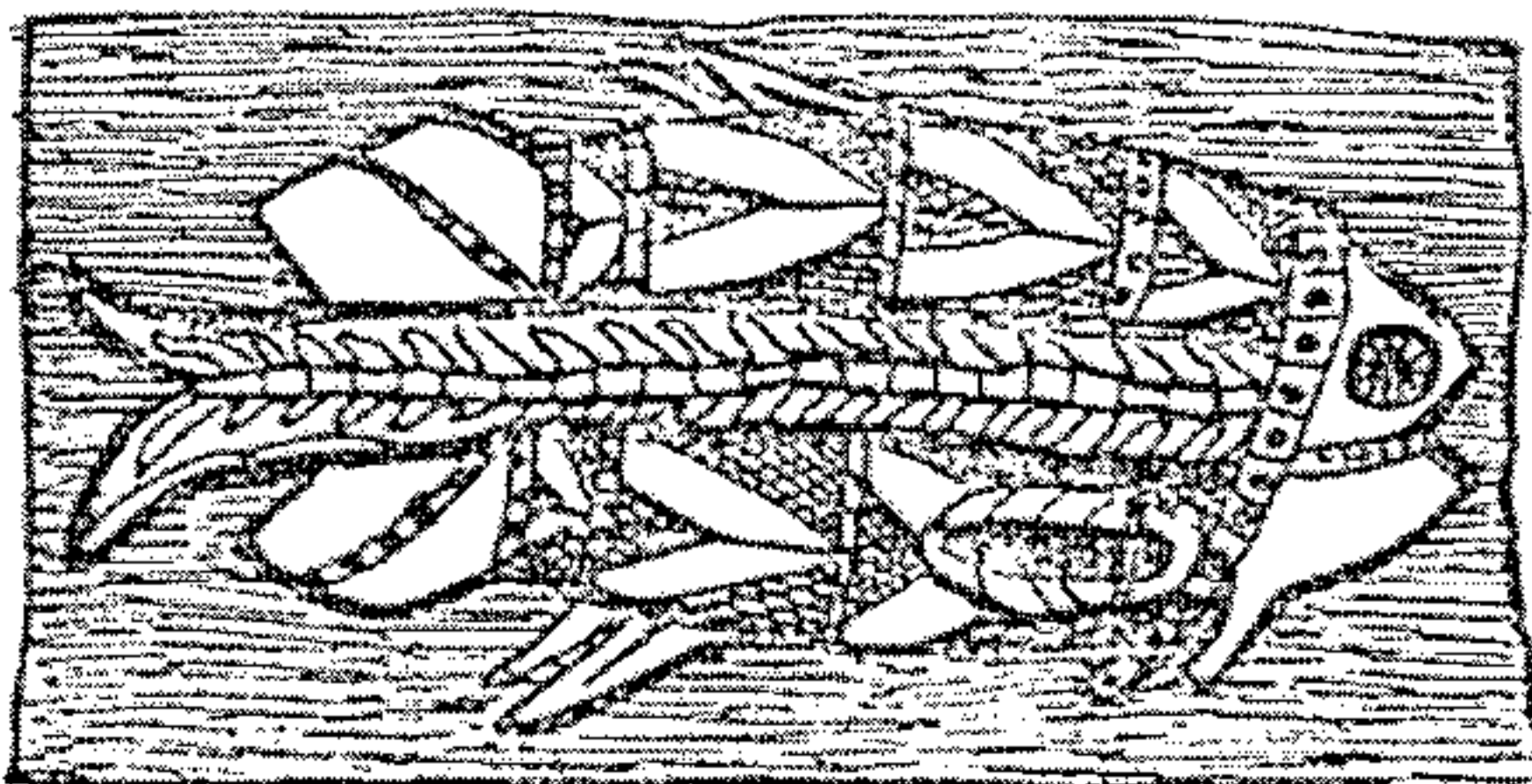
- www.paultaylor.ws - email:paulidj@juno.com  
- P.O. Box 1427 Laramie, WY 82073 - 307.721.8853

## Aboriginal X-Ray Art




Study the “X-ray” style and other bark painting examples shown here, then sketch your own design of your totem animal.

You may wish to familiarize yourself with your animal’s biology, it’s internal structure, bones, muscles and organs so that you can paint “X-ray” style with some accuracy. Alternatively you could simply break your design into fun sections, and play with patterns and color contrast.







# "Fair Dinkum" Facts

*The continent of Australia is:*

- the only nation that is a continent
- the smallest continent
- the flattest
- the driest (except for Antarctica).

*Which explains why:*

- less than 10 percent of the land is arable
- the largest lake, Eyre (3,600 square miles), is usually bone-dry
- where a bar will do for a billabong, Australians are the greatest consumers of alcohol in the English-speaking world.

*Roughly the size of the coterminous United States at 2,966,368 square miles, Australia is also among the world's least densely populated countries, averaging only five people per square mile. Thus:*

- there are ten times as many jumbucks as people
- in the arid outback, where it takes 40 acres to graze a single sheep, are the world's largest stations, including Anna Creek cattle station in South Australia, at 12,000 square miles
- Australia leads the world in the export of beef and veal—624,000 tons in 1987—and is second, after New Zealand, in mutton and lamb—293,000 tons
- wool production is 30 percent of the world's entire output.

Australia is flat, the highest peak, Kosciusko, being only 7,310 feet—but its Great Barrier Reef is the world's longest at 1,250 miles, more than half as long as its longest river system, the Murray-Darling (2,300 miles).

*Elsewhere are rocks, not just any rocks, but:*

- the oldest known fragments of the earth's crust, from the Jack Hills, at 4.3 billion years
- 28 percent of the free world's uranium, along with coal reserves that match Saudi Arabia's oil in potential energy
- formations that supply nearly 90 percent of Australia's oil needs
- almost all the world's opals.

Small wonder that 80 percent of Australia's 16 million people (including 200,000 Aborigines) live in cities, mainly along the fertile coast between

Brisbane and Adelaide. Sydney is the continent's "downtown" with 3,365,000 inhabitants, followed by competitor Melbourne with 2,833,000 and Brisbane with 1,150,000. Perth weighs in at 995,000, Adelaide at 978,000, and Canberra, the planned capital city, at 270,000.

*In statistical terms, Australians have it better than most:*

- per capita income, at \$11,200 U. S., is one of the world's highest
- life expectancy, 76 years, is one of the world's longest
- literacy is virtually 100 percent
- workers earn from four to six weeks of vacation annually
- some 70 percent own their homes
- voting is compulsory
- which may or may not explain why Australians spend twice as much on gambling as on national defense.

Aussie blokes have dinkum reasons for thinking their land is bonzer, so shout them a drink, mate, and wish them a happy anniversary.

## HOW TO SPEAK STRINE

*billabong*—water hole  
*billy*—container for boiling tea  
*bloke*—man  
*bonzer*—great, terrific  
*bush*—country away from the city  
*chook*—chicken  
*dingo*—Australian wild dog  
*dinkum, fair dinkum*—honest, genuine  
*dinki-di*—the real thing  
*fossick*—to prospect for gold or gems  
*grazier*—rancher  
*jumbuck*—sheep  
*make a good fist*—do a good job  
*ocker*—basic down-to-earth Aussie  
*outback*—remote bush  
*pom*—English person  
*shout*—buy a round of drinks  
*station*—sheep or cattle ranch  
*Strine*—what Aussies speak  
*swag*—bedroll and belongings  
*tucker*—food  
*ute*—utility or pickup truck  
*waltz matilda*—carry a swag

## AUSTRALIAN SLANG

*Australian speech is not only tinged with a strong accent, known as "strine", but it also very inventive and colorful in its use of description and metaphor. Apart from shortening everything, ie: mosquito becomes simply mozzie, Australians will baffle you with their seemingly incomprehensible colloquialisms. Here is just a sampling, or a quick squiz, if you prefer.*

**G'day, mate** - Hello, friend (of course, everyone knows that).

**Fair dinkum** - true, honest.

**True blue** - authentic; you are a true-blue Aussie.

**Fair go** - usually used as an exclamation when one feels hard done by.

**Fair crack of the whip** - the longer version of fair go.

**Don't come the raw prawn** - don't act innocent when I know you know what's going on. Prawn is shrimp, hence a raw prawn is green and naive.

**She'll be right** - A reflection of the laid-back attitude of most Australians. Everything will all work out alright.

**Don't get your knickers in a knot** - Don't get upset. Usually used in conjunction with "she'll be right".

**Give it a go** - to try something. Usually used before "she'll be right" and followed by "well I'll be" if it doesn't work or is a slight surprise.

**Flat out like a lizard drinking** - things couldn't be busier.

**Rough as guts** - very rough (some of the early Australian wine could have been described this way).

**Spit the dummy** - to quit, give up, usually in a demonstrative, tantrum-like manner. A dummy is a pacifier.

**Roo loose in the top paddock** - someone who is a bit loopy.

**Put a sock in it** - be quiet (no prizes for guessing where the sock goes).

**Rough end of the pineapple** - getting a raw deal.

**Knock your socks off** - anything that is very strong and likely to have a strong effect on you.

**Better than a poke in the eye with a burnt stick** - whatever your situation is, it could be worse.

**Carry on like a pork chop** - to overreact to something.

**For crying out loud** - another exclamation for when someone feels hard done by.

**Choc-a-block** - very, very full. Or chockas.

**Full as a goog** - also very, very full. A goog is an egg.

**Bung** - broken, or to put something somewhere: "Oh, just bung it over there".

**Strike me pink** - an exclamation of surprise that has no logical connection. Often used with "stone the crows".

**Blimey** - an exclamation of surprise.

**Struth** - another exclamation of surprise, or despair or shock, or frustration. Can be used with blimey.

**Zizz / Kip** - a little nap. "I think I'll just go and have a little zizz."

**Humdinger** - something that is really, really good

**Too right** - you are absolutely correct, ie: "aint that the truth".

**Beaut / Bonza!** - great! An all-round exclamation of satisfaction, ie: "You little beaut" or "It's beaut".

**No worries** - equivalent to no probs (no problem).

**Beyond the black stump** - very far away, the Outback

## RHYMING SLANG

*Australians also love to totally confuse you by using rhyming slang, a left-over from the Cockney convicts, that will have you thinking that everyone is crazy.*

**Noah's ark** - shark

**Frog and toad** - road

**Bag of fruit** - suit

**Rubbidy dub** - pub

**1/2 inch** - pinch

**Dog and bone** - telephone

**Odie cologne** - telephone

**Dead horse** - tomato sauce (ketchup)

## WE JUST HAVE DIFFERENT WORDS THAN YOU

**Lolly** - candy

**Biscuit** - cookie

**Dry biscuit** - cracker

**Chook** - chicken

**Petrol** - gasoline

**Boot** - trunk

**Bonnet** - hood

**Torch** - flashlight

**Couch** - sofa

**Jumper** - sweater

**Footpath** - sidewalk

**Jumbuck** - sheep

**Costume / bathers** - swimming suit

**Billabong** - stagnant water hole

**Bush** - country away from the city, forest

**Outback** - remote, inland bush areas (also Donga)

**Crook** - sick

**Squib** - coward

**Hard Yacker** - hard physical work

**Bloke** - man

**Swag** - bedroll and belongings, rolled up and tied over shoulder

**Shout** - pay for something for someone else

**Nature strip** - the strip of grass between footpath and road

## AND THEN WE SHORTEN THEM TOO

*Finally, Australians always shorten every word possible..*

**Cossie** - swimming costume

**Postie** - postman

**Bickie** - biscuit (cookie)

**Barbie** - barbeque

**Arvo** - afternoon

**Relies** - relatives

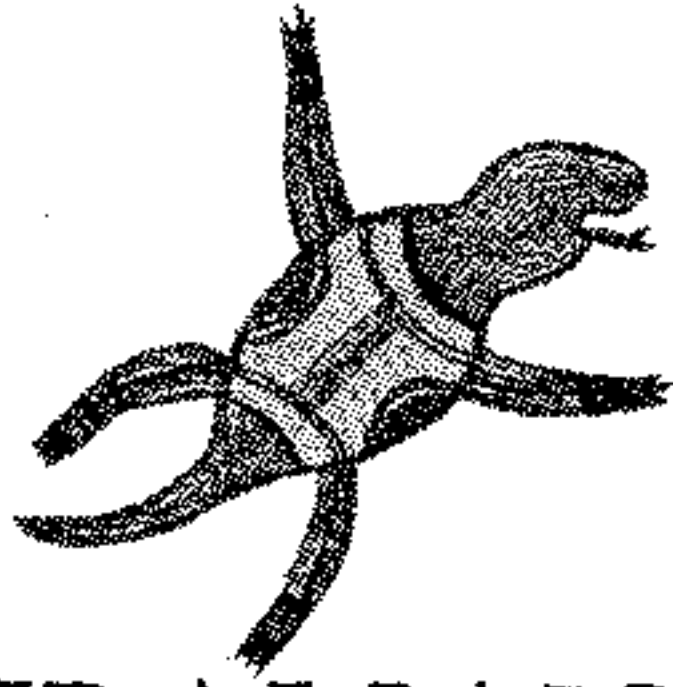
**Sanies** - sandwiches

PAUL TAYLOR

P.O. Box 1427

Laramie, WY 82073

307/721-8853



**Paul Taylor**

P.O. Box 1427  
Laramie, Wyoming 82073-1427  
Phone: 307.721.8853

## **AUSTRALIAN WEBSITES** *Compiled by Sally Dayton*

Below is a list of Australian websites that may be of value to teachers and/or students studying Australia.

At the time of print these websites were operational and suitable for use by schools. It is advisable to check the availability and content of any website before using it in the classroom. Due to the ever-changing nature and content of the World Wide Web, we take no responsibility for the accuracy of the information written below.

**Aboriginal Art & Culture Centre:** <http://aboriginalart.com.au>

An excellent website established by the Southern Arrente Aboriginal Tribal Group near Alice Springs in Central Australia. Provides detailed information about the Arrente Culture. There is also information about the didgeridoo and an Art Gallery to 'visit'. Child friendly website.

**Aboriginal Koori Women's Spirituality:** [www.minmia.com](http://www.minmia.com)

View some Aboriginal artwork and read about the spiritual teachings of an Aboriginal Senior Woman, Maureen Smith Minmia. For teacher reference.

**Aboriginal Studies WWW Virtual Library:** [www.ciolek.com/WWWVLABoriginal.html](http://www.ciolek.com/WWWVLABoriginal.html)

A search engine that provides an extensive number of websites associated with Aboriginal studies.

**Aboriginal & Torres Strait Islander Commission:** [www.atsic.gov.au](http://www.atsic.gov.au)

ATSIC is an independent statutory authority established by the government. This is a good website for teacher reference on present issues concerning Australian Indigenous People. Contains political objectives and reports. Provides many quality internet links.

**Alice Springs School of the Air:** [www.ozemail.com.au/~assoa/index.html](http://www.ozemail.com.au/~assoa/index.html)

A fascinating look at how elementary schooling is tackled in remote areas of the Australian Outback.

**All About Vegemite:** [www.ozchannel.com/vegemite.vegemite.html](http://www.ozchannel.com/vegemite.vegemite.html)

Just a bit of fun about this Australian gourmet delight!

**Ausflag:** [www.ausflag.com.au](http://www.ausflag.com.au)

Learn about the Australian flags, including the Aboriginal flag. Teacher reference and child friendly website.

**Australian Aborigines - History & Culture Research Project:** <http://aaa.com.au/bizskills>

A website controlled by the Dharawal Aboriginal Tribal Elders Association. Suitable for teacher reference. Provides information on a variety of topics. Relevant fact sheets and books can also be ordered through this website.

**Australian Embassy:** [www.austemb.org](http://www.austemb.org)

The website of the Australian Embassy in Washington D.C. Provides an excellent overview of Australia and its cultural heritage. Child friendly.

**Australian Folk Songs:** [www.chepd.mq.edu/boomerang/songnet](http://www.chepd.mq.edu/boomerang/songnet)

A collection of more than 100 songs. Provides words, music and information about each song. Child friendly.

**Australian Football League:** [www.afl.com.au](http://www.afl.com.au)


Australian Football, American Football: they are both ball games.....there the similarities basically end!

**Australian Indigenous Languages Resources:** [www.aiatsis.gov.au/lgs\\_rsc.htm](http://www.aiatsis.gov.au/lgs_rsc.htm)

Established by the Australian Institute of Aboriginal & Torres Strait Islander Studies Group. Provides information, poems, stories in/about Aboriginal languages. Features 'Language of the Month' Series. Teacher reference and Upper Grade friendly.

**Australian Schools:** 1: [www.boardofstudies.nsw.edu.au/links/linkschool.html](http://www.boardofstudies.nsw.edu.au/links/linkschool.html) 2: <http://web66.coled.umn.edu/schools/AU/Australia/html>  
3: [www.dominic.tas.edu.au/SchoolDir](http://www.dominic.tas.edu.au/SchoolDir)

Websites that list Australian schools on the Internet.



## AUSTRALIAN WEBSITES

---

**Paul Taylor**

P.O. Box 1427  
Laramie, Wyoming 82073-1427  
Phone: 307.721.8853

**Banjo Paterson:** [www.uq.edu.au/mlwham/banjo](http://www.uq.edu.au/mlwham/banjo)

Banjo Paterson wrote the words to the famous Australian song: 'Waltzing Matilda'.

The 'Poems of Banjo Paterson' website provides information about A.B.Paterson, lists the lyrics of many of his poems and other works, and as with 'Waltzing Matilda', allows you to listen to different musical arrangements.

**CricInfo:** [www.aus.cricknet.org:8000](http://www.aus.cricknet.org:8000)

A website dedicated to the game of cricket. Click on the 'site map', 'about cricket', 'an explanation of cricket'. This website also gives an amusing explanation of cricket from an American point of view - it's a good reference for an adult but unsuitable for children (format and language unsuitable).

**Hidden Histories Project:** [www.mov.vic.gov.au/HiddenHistories](http://www.mov.vic.gov.au/HiddenHistories)

Established by the Museum of Victoria (Aust.). It presents personal histories of individual Aboriginal people.

**Indigenous Studies WWW Virtual Library:** <http://www.cwis.org/wwwvl/indigvl.html>

A search engine that provides an extensive number of websites associated with Indigenous Peoples of the world.

**Jukurrpa Artists:** [www.ozemail.com.au/~jukurrap](http://www.ozemail.com.au/~jukurrap)

Jukurrpa Artists Corporation is an Aboriginal owned and controlled co-operative. 'Jukurrpa' means Dreaming or Creation Law of Aboriginal Culture. View pictures and explore further links. Child friendly.

**Marsupial Museum:** <http://worldkids.net/critters/marsupials>

Learn about 15 Australian marsupials (pouched mammals). View pictures and explore further links. Child friendly.

**National Gallery of Australia:** [www.nga.gov.au](http://www.nga.gov.au)

This major gallery has an Aboriginal section. One of its exhibits is 'The Aboriginal Memorial'. This is an installation of 200 hollow log coffins (empty) from Central Arnhem Land. The coffins commemorate all the Aboriginal people who have died defending their land. There are 200 coffins for 200 years of European settlement. These coffins are highly decorated and could be compared/contrasted to the Native American totem poles. The website gives a detailed description and explanation of the exhibit as well as providing excellent photographs.

**OneWorld Magazine: Australian Aboriginal Art:** [www.envirolink.org/oneworld.gallery/abo](http://www.envirolink.org/oneworld.gallery/abo)

Features the work of Aboriginal artists.

**Roebourne Primary School:** [www.roebourne.wa.edu.au](http://www.roebourne.wa.edu.au)

Website for Roebourne Elementary School, which is composed of mainly Indigenous Australians. Includes information about the children and their school, the Outback Region of Pilbara in Western Australia, traditional music, the spoken language, bush food and medicine.....and kangaroo skinning! Child friendly website.

**Roots and Wings:** [www.rootsandwingscatalog.com](http://www.rootsandwingscatalog.com)

An excellent Educational Catalog Company specializing in Australia. Based in Colorado, USA.

**Stories of the Dreaming:** [www.dreamtime.net.au/main.cfm](http://www.dreamtime.net.au/main.cfm)

An excellent website from The Australian Cultural Network and the Australian Museum. Provides information about the Dreamtime as well as a number of stories that can be read, listened to and/or viewed via video, through the internet.

**Yothu Yindi:**

Yothu Yindi is popular Australian rock band. The band's music incorporates Aboriginal musical instruments and dance. Songs concern Aboriginal issues.